

Scaled data based on original data using
LM-79-08 Approved Method: Electrical and Photometric Measurements of Solid-
State Lighting Products

Test Report Prepared for
Cooper Lighting Solutions
(formerly Eaton)

Brand: McGRAW-EDISON

Report Number: P821353

Luminaire Tested: **TT-D2-750-24VDC-CQ**

Issue Date: 2/18/2020



Test Information

Test Method: LM-79-08
Report Number: P821353
TEST IS SCALED FROM IESNA LM-79-08 TEST DATA (G3-1908-473-17)
Test Lab: INNOVATIONS CENTER
Issue Date: 2/18/2020
Manufacturer: COOPER LIGHTING SOLUTIONS (FORMERLY EATON)
Product Line: MCGRAW-EDISON
Catalog Number: TT-D2-750-24VDC-CQ
Description: TOPTIER LED PARKING GARAGE LUMINAIRE
5000K, 70 CRI LEDS AND CONCENTRATED DISTRIBUTION
Light Source: -
Ballast/Driver: ELECTRONIC DRIVER

Summary

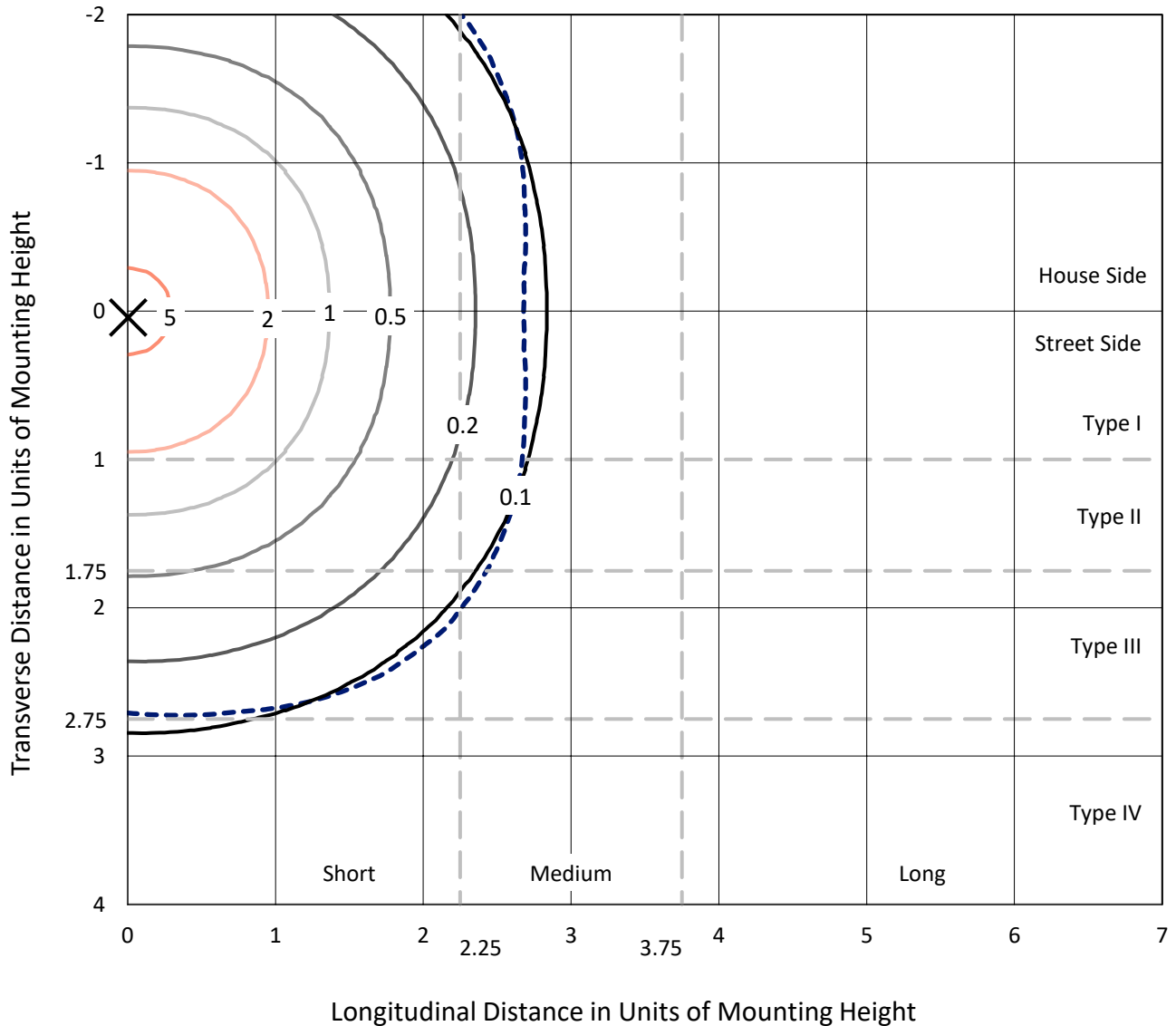
Lumens per Lamp: N/A
Luminaire Lumens: 5211 lumens
Efficiency: N/A
Efficacy: 137.1 lumens/watt
Luminous Opening: Circular (Dia: 1.12' x H: 0')
IES Classification: Type V - Short
BUG Rating: B2 - U0 - G1

Input Watts (W): 38
Input Voltage (V): NR
Input Current (A_{in}): NR
Voltage Rise (V): NR
Power Factor: NR
Total Harmonic Distortion (THDi): NR
Frequency (hertz): 60
Stabilization Time: NR
Operation Time: NR
Ambient Temperature (°C): NR
Test Distance: 25 FT

REPORT NUMBER: P821353
 CATALOG NUMBER: TT-D2-750-24VDC-CQ

Iso-Footcandle Lines of Horizontal Illumination

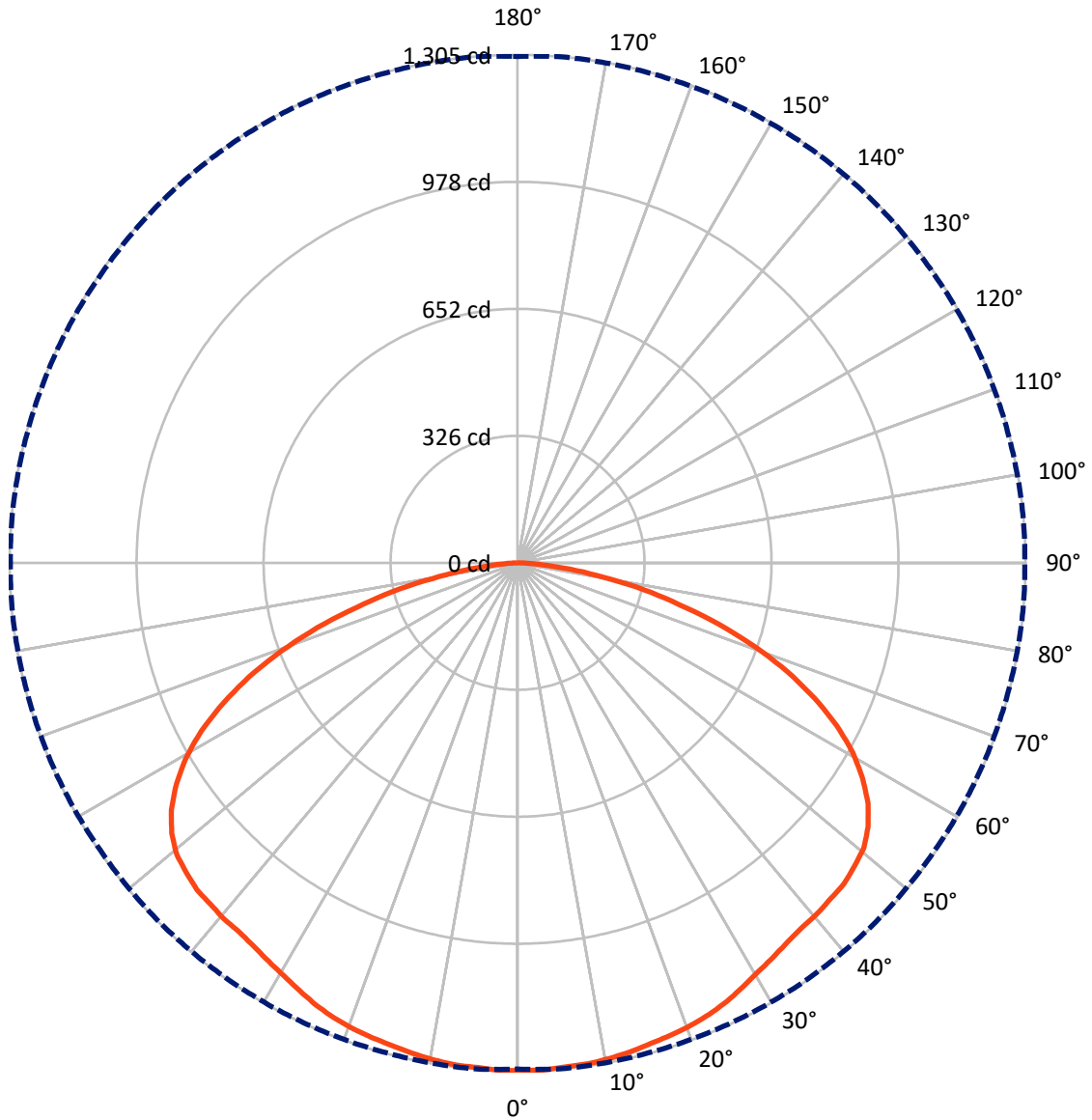
✕ Max cd
 - - - 1/2 Max cd



Based on 15 foot mounting height. Maximum calculated value = 5.8 fc
 Type V - Short - N/A

REPORT NUMBER: P821353
CATALOG NUMBER: TT-D2-750-24VDC-CQ

Luminous Intensity Polar Plot



— Vertical Plane Through 5-Deg Lateral - - - Horizontal Cone Through 2.5-Deg Vertical

REPORT NUMBER: P821353
 CATALOG NUMBER: TT-D2-750-24VDC-CQ

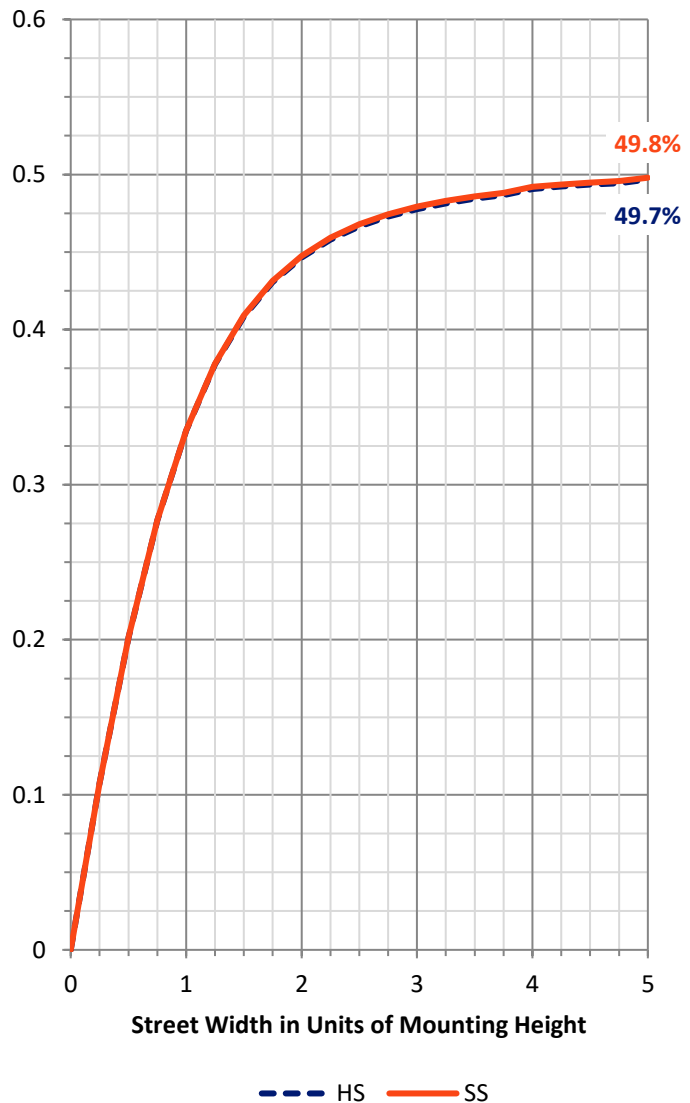
FLUX DISTRIBUTION:

		Downward	Upward	Total
House Side	Lumens	2605.5	0.0	2605.5
	% Fixture	50.0	0.0	50.0
Street Side	Lumens	2605.5	0.0	2605.5
	% Fixture	50.0	0.0	50.0
Total	Lumens	5211.0	0.0	5211.0
	% Fixture	100.0	0.0	100.0

Coefficient of Utilization

ZONAL LUMENS:

Zone	Lumens	% Fixture
0°-10°	124.0	2.4
10°-20°	363.1	7.0
20°-30°	577.5	11.1
30°-40°	759.6	14.6
40°-50°	929.8	17.8
50°-60°	1007.0	19.3
60°-70°	866.4	16.6
70°-80°	487.1	9.3
80°-90°	96.6	1.9
90°-100°	0.0	0.0
100°-110°	0.0	0.0
110°-120°	0.0	0.0
120°-130°	0.0	0.0
130°-140°	0.0	0.0
140°-150°	0.0	0.0
150°-160°	0.0	0.0
160°-170°	0.0	0.0
170°-180°	0.0	0.0
0°-90°	5211.0	100.0
0°-180°	5211.0	100.0

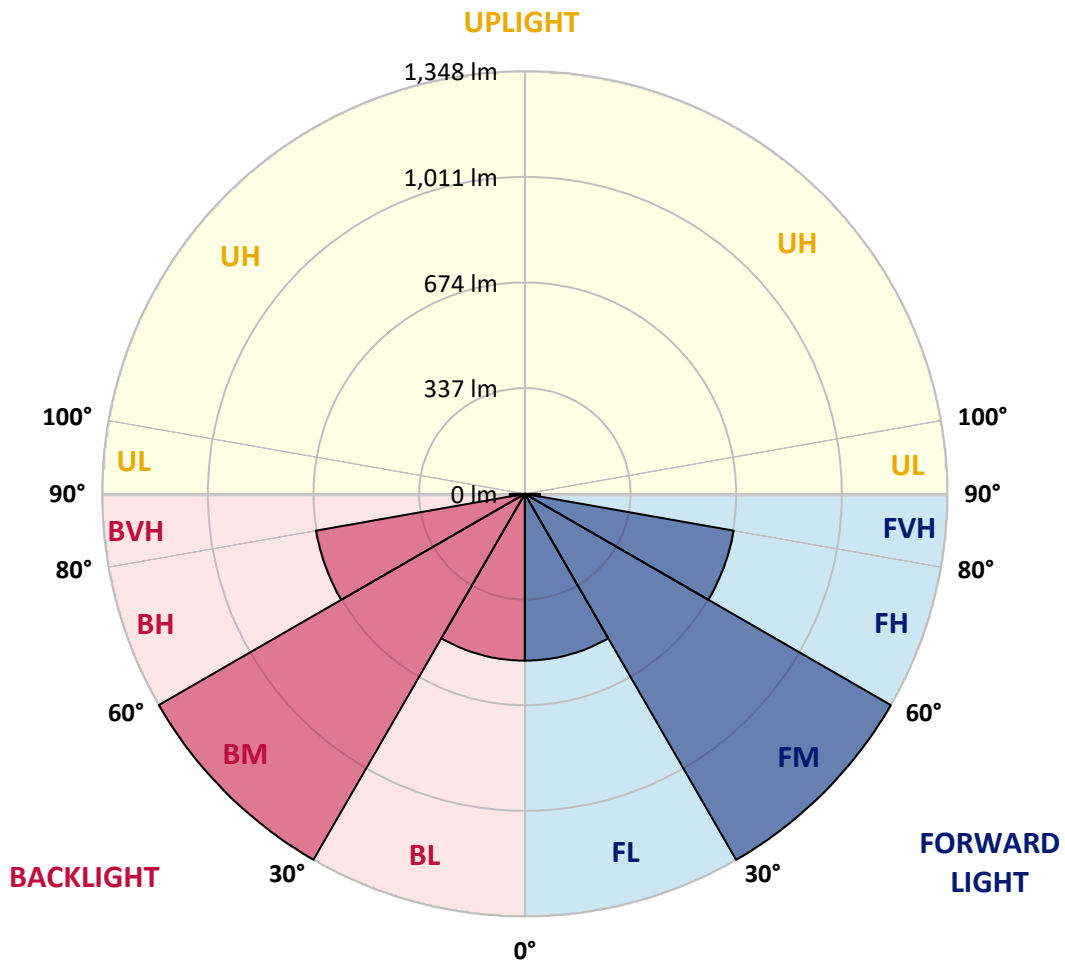


REPORT NUMBER: P821353
 CATALOG NUMBER: TT-D2-750-24VDC-CQ

LUMINAIRE CLASSIFICATION SYSTEM LUMEN TABLE AND BUG RATING:

Zone	Lumens	% Fixture	Zone Rating/Lumen Limit		
			B	U	G
FL (0°-30°)	532.3	10.2			
FM (30°-60°)	1348.2	25.9			
FH (60°-80°)	676.7	13.0			G1/1800
FVH (80°-90°)	48.3	0.9			G1/100
BL (0°-30°)	532.3	10.2	B2/1000		
BM (30°-60°)	1348.2	25.9	B2/2500		
BH (60°-80°)	676.7	13.0	B2/1000		G1/1800
BVH (80°-90°)	48.3	0.9			G1/100
UL (90°-100°)	0.0	0.0		U0/0	
UH (100°-180°)	0.0	0.0		U0/0	

BUG Rating: B2-U0-G1
 Type V Short





REPORT NUMBER: P821353

CATALOG NUMBER: TT-D2-750-24VDC-CQ

CANDELA DISTRIBUTION (FULL):

	0°	5°	15°	25°	35°	45°	55°	65°	75°	85°	90°
0°	1303.6	1303.6	1303.6	1303.6	1303.6	1303.6	1303.6	1303.6	1303.6	1303.6	1303.6
2.5°	1300.3	1304.5	1302.8	1302.8	1302.8	1302.8	1301.2	1302.8	1302.8	1303.6	1302.8
5°	1301.2	1300.3	1300.3	1301.2	1301.2	1302.0	1300.3	1301.2	1302.0	1302.0	1302.8
7.5°	1298.7	1299.5	1297.8	1299.5	1297.8	1298.7	1298.7	1299.5	1298.7	1299.5	1301.2
10°	1293.7	1294.5	1293.7	1293.7	1293.7	1295.3	1292.0	1294.5	1293.7	1294.5	1293.7
12.5°	1284.6	1288.7	1287.1	1288.7	1288.7	1288.7	1286.2	1287.9	1288.7	1288.7	1288.7
15°	1280.4	1281.2	1278.8	1282.1	1282.9	1283.7	1280.4	1282.1	1282.1	1282.9	1283.7
17.5°	1271.3	1275.4	1274.6	1277.1	1276.3	1278.8	1277.9	1277.1	1276.3	1277.9	1276.3
20°	1264.7	1268.8	1268.0	1270.5	1271.3	1273.8	1271.3	1271.3	1268.8	1269.6	1272.1
22.5°	1258.0	1259.7	1259.7	1262.2	1262.2	1264.7	1262.2	1261.3	1261.3	1260.5	1263.0
25°	1247.2	1248.1	1247.2	1249.7	1251.4	1253.1	1252.2	1250.6	1249.7	1249.7	1248.9
27.5°	1229.8	1233.2	1234.8	1238.1	1239.0	1241.4	1238.1	1238.1	1236.5	1234.8	1235.6
30°	1216.6	1218.2	1218.2	1225.7	1225.7	1229.8	1225.7	1224.9	1224.0	1223.2	1221.5
32.5°	1204.1	1206.6	1209.1	1214.9	1219.1	1220.7	1218.2	1216.6	1212.4	1209.9	1209.1
35°	1194.2	1195.0	1200.0	1208.3	1213.2	1217.4	1214.1	1209.9	1204.1	1200.0	1203.3
37.5°	1186.7	1187.5	1195.0	1205.8	1214.9	1218.2	1213.2	1206.6	1197.5	1192.5	1190.9
40°	1180.1	1185.1	1193.3	1208.3	1218.2	1223.2	1219.1	1209.9	1196.7	1186.7	1185.9
42.5°	1176.8	1179.2	1191.7	1209.1	1223.2	1229.8	1224.0	1211.6	1195.0	1183.4	1182.6
45°	1168.5	1175.9	1187.5	1209.9	1225.7	1234.0	1225.7	1209.9	1190.0	1176.8	1174.3
47.5°	1161.8	1164.3	1182.6	1208.3	1227.3	1234.0	1225.7	1205.8	1180.9	1163.5	1161.8
50°	1146.1	1151.9	1170.1	1197.5	1219.9	1226.5	1216.6	1190.0	1161.8	1142.8	1139.4
52.5°	1122.0	1127.0	1148.6	1182.6	1204.1	1211.6	1196.7	1168.5	1135.3	1112.1	1112.1
55°	1084.7	1092.2	1114.6	1149.4	1176.8	1183.4	1166.0	1136.1	1098.8	1075.6	1074.8
57.5°	1039.9	1044.9	1069.0	1107.1	1133.6	1143.6	1126.2	1093.0	1055.7	1028.3	1025.8
60°	981.9	988.5	1014.2	1050.7	1078.1	1086.4	1071.4	1038.3	1000.1	971.1	971.1
62.5°	912.2	919.7	945.4	982.7	1010.9	1023.3	1002.6	971.1	931.3	903.1	900.6
65°	830.9	837.6	860.8	899.8	928.8	937.9	922.2	889.0	850.8	824.3	821.8
67.5°	739.7	748.8	772.1	805.2	830.1	841.7	831.8	801.9	762.1	734.7	732.3
70°	641.0	647.7	665.9	696.6	724.8	733.1	718.2	698.3	660.9	636.1	632.7
72.5°	535.7	541.5	556.5	585.5	605.4	616.2	607.9	582.2	552.3	531.6	534.9
75°	429.6	428.7	445.3	466.1	484.3	491.8	486.0	469.4	442.0	424.6	423.8
77.5°	323.4	331.7	337.5	354.9	369.9	375.7	367.4	354.1	333.4	319.3	321.8
80°	227.2	222.2	233.0	243.8	253.8	259.6	254.6	247.1	233.0	222.2	220.6
82.5°	139.3	135.2	140.1	150.1	156.7	158.4	159.2	150.1	144.3	136.0	137.7
85°	61.4	62.2	66.3	73.0	73.8	74.6	74.6	73.0	66.3	65.5	63.9
87.5°	14.9	14.9	15.8	18.2	18.2	19.1	19.1	16.6	15.8	14.1	14.9
90°	0.0	0.0	0.0	0.0	0.0	0.0	0.0	0.0	0.0	0.0	0.0

(END OF REPORT)